


# LINEAR ANGLED PROFILE COL TEMP ADJUSTABLE LED TAPE

The Sovereign Linear Angled profile is ideal for corner applications, providing a 45° illumination, mounted with supplied plastic or metal mounting clips for a simple and clean solution. Can be supplied as simple straight linear profiles in a length of your choice, or designed to wrap around corners of any angle for more architectural solutions.

This Col Temp Adjustable variant uses the latest advanced "dual chip" version of the 3528 LED module to allow maximum flexibility in terms of colour appearance, anyway between 2500K to 7000K. Together with our CCT controllers, colour appearance can be changed almost instantly to suit changing displays.

## PRODUCT DETAILS

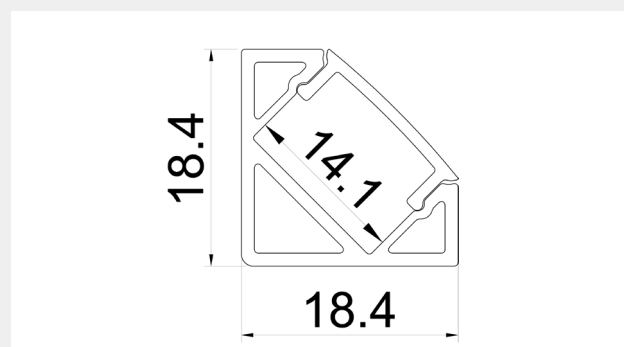
RANGE NAME	SOVEREIGN LINEAR ANGLED COL TEMP ADJUSTABLE
CATALOGUE NO.	S18350A/ALA
APPLICATION	INTERIOR SURFACE MOUNTED
LIGHT SOURCE	3528 LED
LAMP LIFE	50,000 HOURS
COL. TEMP	2500-7000K
OUTPUT	19.2W/mtr
LUMENS	1500lm/mtr
VOLTAGE	24V DC
CRI	Ra>70
PROTECTION RATING	CLASS 1
LED/mtr	120 LEDs/mtr
VIEWING ANGLE	120°
HOUSING MATERIAL	EXTRUDED ALUMINIUM
HOUSING FINISH	ANODISED
LED WARRANTY	5 YEARS



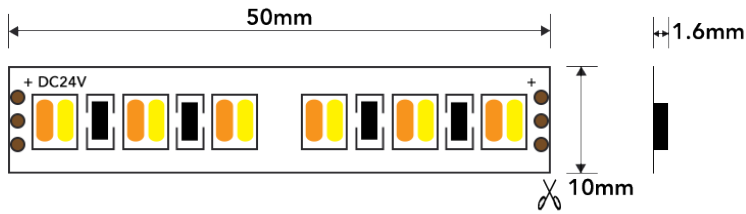
## CUSTOMISATION OPTIONS

LENGTH	ANY LENGTH (JOINS AT EVERY 2mtrs)
HOUSING COLOUR	SILVER AS STANDARD / OTHER BS/RAL
DIFFUSER	CLEAR / FROSTED / SEMI-FROSTED
DIMMABILITY	NON DIMMING / DALI DIMMING
IP RATING	IP67 (POTTED) AVAILABLE UP TO 2mtrs
ACCESSORIES	RANGE OF CCT CONTROLLERS AVAILABLE
ADDITIONAL	HIGHER CRI RATINGS AVAILBLE

## PROFILE DIMENSIONS



## LED TAPE DIMENSIONS



## ORDER CODE

LIGHT SOURCE	LENGTH	PROFILE	DIFFUSER
<b>S18350A</b> COL TEMP ADJUSTABLE	<b>/1000</b> 1000mm	<b>ALA</b> LINEAR ANGLED	<b>C</b> CLEAR
	<b>/2000</b> 2000mm		<b>F</b> FROSTED
	<b>/*</b> [STATE CUSTOM LENGTH]		<b>F50</b> SEMI-FROSTED

## CONTROLLERS

A wide range of handheld, wall-mounted and SMART controllers and dimmers are available on request. Below are some options for CCT control

**98905/CCTR** Adjustable Colour Controller with Hand Remote

**98095/CCTW** Adjustable Colour Controller Wall Mounted



Disclaimer text:

Commercial Lighting Systems Ltd uses quality components from leading suppliers, however there may be isolated instances of technology-related failures of individual LEDs during the rated product lifetime. International standards set the tolerance in initial flux and connected load at  $\pm 10\%$ . Colour temperature is subject to a tolerance of up to  $\pm 150$  Kelvin from the nominal value. Unless stated otherwise, the values apply to an ambient temperature of  $25^{\circ}\text{C}$ . Commercial Lighting is continually developing and improving its products and reserves the right to change technical specifications without prior notice.