




NANO TINI




-  IP40
-  Class III
-  Montaggio a parete, soffitto, pavimento
Wall, ceiling, floor mounting
-  Collegare in serie 350mA o 500mA
Connect in series at 350mA or 500mA
-  10 gr
-  Altamente riciclabile
Highly recyclable



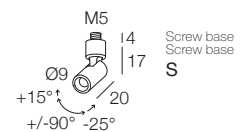
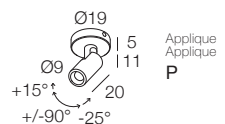
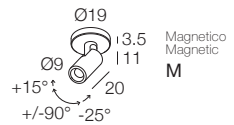
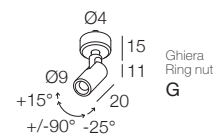
**Dimensioni ridottissime
Nano lenti proprietarie
Snoot antiabbagliamento**

Very small dimensions
DGA proprietary lenses
Anti-dazzle snoot

NANO TINI

	1W 350mA	2W * 500mA	Finiture Finish	Colore LED LED Colour	Elementi di fissaggio Fixing element
Lumen Output 3000K CRI > 90	50lm	80lm			
 20° Lens	784015. _ _ _	784016. _ _ _	<ul style="list-style-type: none"> 1 Cromo Lucido Shiny Chrome 3 Grigio - Gray 4 Nero - Black E Ottone Integrale Massive Brass I Oro Lucido Gold Chrome 	<ul style="list-style-type: none"> U 2200K X 2700K CRI > 90 W 3000K CRI > 90 K 3500K CRI > 90 D 4000K CRI > 90 	<ul style="list-style-type: none"> G Ghiera - Ring nut M Magnetico - Magnetic P Applique - Applique S Screw base - Screw base
 30° Lens	764015. _ _ _	764016. _ _ _			
 50° Lens	7D4015. _ _ _	7D4016. _ _ _			

* Montare solo su superfici metalliche
To be mounted on metal surfaces only




ALIMENTATORI CONSIGLIATI (non inclusi)
SUGGESTED DRIVERS (not included)

350mA CC20-F-350-N
500mA CC20-F-500-N

ELEMENTI DI FISSAGGIO
FIXING ELEMENTS



Ghiera
Ring nut
G
 Ø 4 mm

Magnetico
Magnetic
M

Applique
Applique
P

Screw base
Screw base
S
 M5

EXAMPLE CODE COMPOSITION
123456.

